

January 2008

Propwash

MUROC MODEL MASTERS, EDWARDS AIR FORCE BASE, CALIFORNIA

Visit us online! <http://www.murocmodelmasters.org>

The Muroc Model Masters is an
Academy of Model Aeronautics
Club No. 1737

President
Ron Scaggs
wd6dnd@mindspring.com
661.256.4167

Vice President
Wesley Parmeter
70hotrod@roadrunner.com
661.816.3203

Secretary
Jerry Rice
j.d.rice@verizon.net
661.943.4818

Treasurer
Charles Threewit
c3wit@antelecom.net
661.722.8737

Newsletter
John Sturgeon
oldcrow@sbcglobal.net
661.285.5344
Joe Breda
blackjackcash2@cs.com
661.943.7158

***Muroc Model
Masters
P O Box 2194,
Rosamond,
CA 93560-
2194***

**Muroc Model Masters
February Meeting
Will Be On Tuesday,
February 5, 2008
At Floyd Mathews House
in Rosamond at 6:00 pm.
See You There!**

The flying field is very wet due to
the recent rains in the area.

**Please Don't Drive on the
Lake Bed!!**

**The flying field is closed
until further notice!!**

2008 Membership Cards

For 2008, please remember to get your AMA insurance renewed before you renew your MMM membership. In order to have a 2008 MMM card issued, you need to provide a copy of your 2008 AMA card and driver's license or military ID.

Club applications may be mailed to Muroc Model Masters, **Post Office Box 2194, Rosamond, CA 93560-2194**. Checks can be made payable to Muroc Model Masters. Membership dues are still just \$25 for the whole year. If applying in person, please see Charlie Threewit, Treasurer, at the field or meetings.

From the AMA Insider January 2008

From the Burlington County R/C Club, New Jersey

Thinking Outside the [Tool] Box

By Bill Bowne

Some of my most useful modeling tools aren't usually found in your average toolbox, nor are they usually found hanging in an RC Hobby Shop. Better yet, they often don't cost as much as specialized hobby equipment. Interested? Let's take a look at some of them.

Probably the cheapest and most versatile tool I have in my workbench drawer is plain old ½-inch masking tape. Yep, masking tape. Probably the only thing I don't use it for is paint masking!


In the following pictures, you'll see a blue masking tape. There isn't anything magical about blue masking tape. The only reason I picked up a roll of blue tape is because I knew the regular color tape doesn't show up well against balsa when photographed.



One big use for masking tape is as a clamp. Here I've clamped the sides of a fuselage together with a strip of tape. The bottom is pinned, so I didn't need the tape there, but I did need to keep the top sides together.




In the next shot, I've clamped together the nose parts. It may take a few more pieces than you see here to keep stuff together.



Another use for masking tape is to prevent damage to soft parts when sanding. In the following picture I've used masking tape to protect the balsa-wing sheeting while I was sanding the wingtip blocks.



And while it isn't quite paint masking, you can use masking tape to control the spread of excess epoxy when applying wing center-section tape. One word of warning, though. If you use alcohol to thin your epoxy, as I do, it will probably leak under the tape. The good part is that it also soaks into the wood better, so it's less likely to show.



There are many more uses for masking tape. For example, I use small strips of masking tape to reinforce the plastic sandwich wrap I use to cover my plans. That way, the thumbtacks won't tear through the sandwich wrap.

Of course there are other uses, like emergency Band-Aids, but we won't discuss that ...

What if you have something the adhesive in masking tape will damage? That's the problem I faced when I had to repair the wings on my GWS Tiger Moth biplane.

The Tiger Moth is made of thin foam with an integral outer colored layer. The masking tape adhesive will pull the covering film right off. So, I turned the tape over so that the non-adhesive side was against the Moth's foam wing and stuck the tape to itself to fasten it. No damage!

One more regular use for masking tape, although it isn't exactly for building. I like to use it to temporarily tape stuff together so I can see how things fit, how they look, and so forth. No, I don't use it to hold the stuff together so I can "fly" the model while making airplane noises.

At least not very often ... →



MMM minutes 1/08/08

Meeting for January 8, 2008 was called by (president) Ron Scaggs at 6:15 PM. The meeting was conducted at the home of Floyd Matthews in Rosamond, Ca. MMM minutes for the month of December was read by (secretary) Jerry Rice, Joe Breda moved it be accepted, seconded by Harold Jeffries. Financial report was given by (treasurer) Charles Threewit and Joe Breda moved it be accepted, seconded by Steve Wells.

Ron Scaggs opened the floor for new business:

Topic discussed was new mandatory statements about insurance. New Constitution was returned from the base with attachment from NASA added to our bylaws to Ron Scaggs for the member's approval. Charles Threewit moved it be approved and it was seconded by John Sylvester. Approval by membership carried.

Old business brought up by Ron Scaggs:

Club sign needs to be completed. Work party for sign was voted and approved by Lou Figueroa and seconded by John Sylvester. Work party to convene at Ron Scaggs home 4241 Stetson Ave. ,Rosamond, CA on Saturday, 19th January 2008 at 9:30 am Attendees for work party are as follows:

Ron Scaggs; Lou Figueroa; John Sylvester; Joe Breda; Carey Hughson; Mike Blanchard; Bob Knoob; Clarence (Mac) Macglashan; Jerry Rice.

New business:


Lou Figueroa suggested we acquire badge holders and attach our badges (lake bed pass) to our shirts while we are at the flying site, to identify each person there. No vote carried.


Attendance at the January MMM meeting was as follows:

Ron Scaggs, Lou Figueroa; John Sylvester: Bob Smith; Steve Wells; Charlie Threewit; Harold Jeffries; Floyd Mathews; John Sturgeon; Mike Blanchard; Bob Knoob; Mac Macglashan; Dan Garrabrant; Cary Hughson (new member); Joe Breda; & Jerry Rice.

Meeting closed at 7:18 PM.

Secretary, Jerry Rice





Muroc Model Masters
P.O. Box 2194
Rosamond, CA. 93560