

March 2003



Propwash

MUROC MODEL MASTERS, EDWARDS AIR FORCE BASE, CALIFORNIA

The Muroc Model Masters is
United Modelers of America
Club #1502

Visit our website at <http://www.murocmodelmasters.org>

President

Wes Parmeter

70hotrod@msn.com

661.258.0434

Vice President

Tony Accurso

Xplaneguy@antelecom.net

Secretary

Terry Hemmis

Trhemmis@juno.com

Treasurer

Charles Threewit

Threewit@juno.com

661.722.8737

Newsletter Editor/Information

Jeff Sorg

Skif@qnet.com

661.824.2938

Inside this issue:

Pilot Projects	2
UMA Links to MMM	2
February Meeting Notes	3
Keeping the Goodies in Place	4
Product Review	5
For Sale	6
Lakebed Condition	7




The office area of Bob Smith's new Se5

Pilot Projects

This was Bob Smith's show and tell at the January meeting.

A Balsa USA Kit, the Taube has a 83" wingspan. It is powered by a FS-70 Surpass 2 motor. The weight will be about 11lbs. The covering is Solartex, but will be painted. The Taube was built in Germany about 1913 and was used as an observation plane.



UMA Links to MMM

Jeff Sorg

I recently received a call from Bill Keplar, the webmaster for the United Modelers of America (UMA). He asked permission to add a link to our club website, and of course I said yes. It says "UMA proudly links to...." with a picture of our logo. Check it out at

<http://www.unitedmodelers.com>

Muroc Model Masters Meeting Notes 04 February 2003

The meeting was opened at 1810 in Floyd Mathew's garage by President Wes Parmeter. The minutes of the Meeting of 7 January were read and approved with one correction: The Little Buttes alternate field is on Avenue B-8, not B-12. The Treasurer reported a balance of \$863.05 on 31 January. A further deposit of \$942.00 was made on 3 February; this represents primarily dues payments received on 1 February. The report was accepted and approved.

OLD BUSINESS

Entry access to the field during wet weather was brought up again. It was decided that cones would be placed near the highway for use to block the access road when the lake bed is wet. MSP to obtain a sign for use at the highway sign which states "Field Closed" during times when the runway is wet. At other times, when access road is wet but runway is dry, it may be accessed as noted in the Newsletter.

The open positions of "Member-At-Large" and "Safety/Environmental Officer" were discussed as to their usefulness, and it was MSP to proceed to eliminate them. Nominations for the open position of Secretary were called for, and Terry Hemmis was the sole nominee. She was elected unanimously by acclamation with a show of hands.

NEW BUSINESS

The President stated that the Boron Air Museum, which is to be named after Col Saxon, has invited us to display models, either on loan or as donations, at the museum. It is his intention to participate, and several other members indicated that they would, also.

The Newsletter Editor, Jeff Sorg, reported that Mail Boxes has changed hands and has drastically increased the price for publishing and mailing the Newsletter. Jeff has closed our account and will, for the time being, publish the Newsletter himself, with help from members. The December issue of the Newsletter cost us 87 cents per copy for mailing alone! MSP to approve Jeff's action.

The Meeting was adjourned at 1850. The next meeting will be at the same location and time.

SHOW AND TELL -- Bob Smith brought his new Fun Aero SE-5. It is 60-in wingspan, 81/2 lb before paint, powered by a Surpass 70.

Respectfully submitted,

Charles Threewit
Secretary pro tem


Behold the turtle. He makes progress only when he sticks his neck out.

- James Bryant Conant

Show & Tell at the February Meeting



Bob Smith's Se5



Wes Parmeter's IFO

Keeping the Goodies in Place

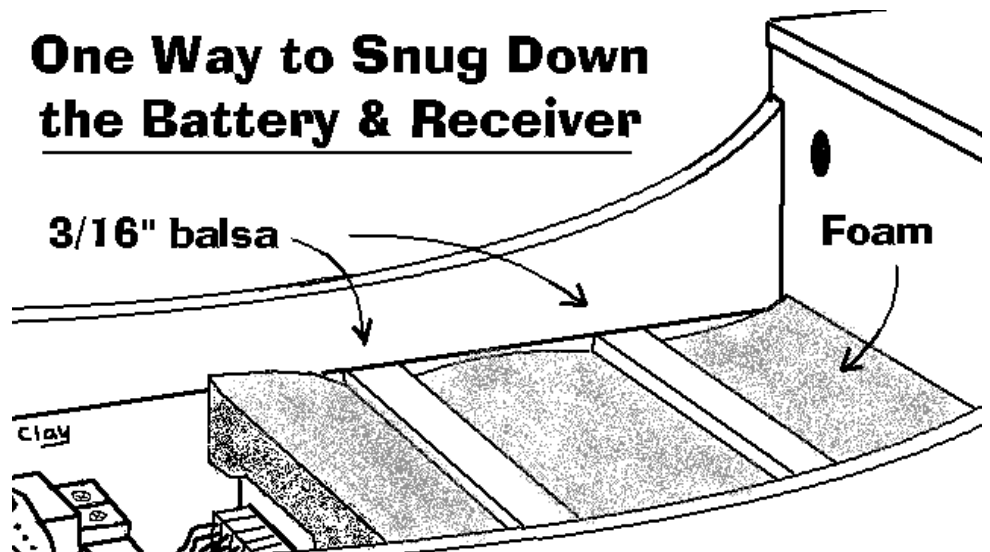
Most kits show you about where the battery and receiver should go in your new airplane - but they don't tell you how to KEEP them there. You want them well packed in foam, so that they don't bang around inside your plane.

Here's one way to do it. Using light foam, sandwich the items between two layers, so that the foam sticks up past the wing saddle reinforcement a bit, but can be pushed below it. Use two or three sticks of 3/16" balsa or lite ply for crossbars - push and turn them so they wedge in. You could also glue in a couple of rails to wedge the crossbars under as necessary.

The foam will hold the crossbars firmly in place, the crossbars will hold the receiver and battery in nicely.

--Clay Ramskill,
Seven Towers RCC,
Arlington, Tx.

One Way to Snug Down the Battery & Receiver



From <http://www.mindspring.com/~cramskill/inkclay.htm>

Product Review Weldbond by Jerry Phillips

Morning Jeff,

I recently was back home (NC) and found the guys there using a product called "WELDBOND" to build their planes. The stuff can even be cut with water and used as thin CA. I am building another Ultra sport and so far this stuff is great. Of course, I could not find any around here, but it can be ordered on-line at <http://www.yankeeharvest.com/store/merchant.mv?>

Here is a copy of the info page:

Weldbond Adhesive 8 oz. Bottle

Code: WBADH8

Price: \$5.95

Shipping Weight: 0.75 pounds

WELDBONDR SPACE AGE GLUE IS LATEST IN MODEL ADHESIVE TECHNOLOGY . Model builders throughout the United States have discovered a safe, non-toxic, strong and quick drying adhesive that is quickly replacing all others in the workshop. WELDBONDR is proving to be the world's most versatile and user-friendly adhesive product on the market. Its extraordinary blend of unique and ultra high performance features make WELDBONDR the best all around adhesive for builders of wood and foam models.

WELDBONDR looks like standard white glue, but there the similarity ends. A catalyzed polyvinyl acetate, WELDBONDR is white when applied and dries crystal clear. This highly concentrated adhesive is tacky and will not run like other white glues. It sets quickly and holds strong after curing overnight.

WELDBONDR will glue almost anything to anything. It is excellent to adhere balsa, plywood, acetate canopies, fiberglass, hardwood, foam and paper rocket tubes. WELDBONDR is much stronger than CA. It has tremendous tensile lap shear strength, which is so critical to glue joints in model aircraft construction. WELDBONDR is excellent for gluing plywood to plywood and is especially strong for all wood splices and laminated wing and tail tips. Thin wood can be laminated with WELDBONDR without warping.

Unlike other glues when set, WELDBONDR dries flexible, so wood joints will absorb vibration and shock. With WELDBONDR, joints will be stronger--the wood will break before WELDBONDR lets go. Less time at the workbench making repairs means more time on the porch, relaxing, with a glass of fresh ice tea, listening to the birds moving into your new bird house.

And WELDBONDR has an infinite shelf life when stored properly. Unlike CA and epoxy resin adhesives, WELDBONDR has no fumes, is non-allergenic, is non-toxic and cleans up with water. These user-friendly qualities make WELDBONDR the perfect adhesive for young builders and modelers.

WELDBONDR, in the red, white and blue bottle, is currently available at Yankee Harvest and Yankee Gardener in 2, 4 and 8 oz. bottles with non-clogging nozzle. For further information, visit both yankeeharvest.com and yankeegardener.com web sites or e-mail us: sales@yankeeharvest.com

For Sale

Spacewalker in excellent condition with a Saito 1.2 4-stroke engine. Engine is still in break-in. \$500
Jerry Phillips, jphillip51@earthlink.net

Cox Black Widow engine, with glow head wrench, \$5. Jeff Sorg, skif@qnet.com, 661-824-2938



"Desert Echo", a good flying sport plane for a .25-size engine, \$25.



"Force Half", a 1/2A version of the Force One. Requires a strong 1/2A engine, \$15.




"GLH2" from the Ace kit. Has never flown. Requires a 1/2A engine, \$15.



"Grasshopper", a good flying sport plane for a .25-size engine, \$25.

All four planes available from Jeff Sorg, skif@qnet.com, 661-824-2938

March 2003

Sun	Mon	Tue	Wed	Thu	Fri	Sat
						1
2	3	4 	5	6	7	8
9	10	11	12	13	14	15
16	17 	18	19	20	21 	22
23	24	25	26	27	28	29
30	31					

March Events

- 04 March — Monthly meeting, Floyd's house
- 17 March — St. Patrick's Day
- 21 March — Vernal Equinox (Spring arrives!)

Lakebed Condition

The lakebed is WET and is CLOSED!!! It might be dry enough by March 1st. Make sure you check the surface before driving on it. If your foot sinks into mud, chances are good that a tire will too.

March 2003



Muroc Model Masters
PO Box 411
Edwards AFB, CA 93523